






Name \_\_\_\_\_ Date \_\_\_\_\_

## Inventory Investigation Part 3

Use base-ten blocks or a number line to determine how much more you will need to buy of each item. Compare how much of each item you have in current inventory to how much more you will need to buy.

*\*The number line needs to be used for at least 2 items.\**

Item	How Many? (Standard Form)	How Many More are Needed to Have 1,000? (Count On)	Show how they compare _____ (<, >, =) _____ How many?                      How many more?	Circle what you used:
Pencil 				Base-Ten Blocks  Number Line
Eraser 				Base-Ten Blocks  Number Line
Glue Stick 				Base-Ten Blocks  Number Line
Notebook Paper 				Base-Ten Blocks  Number Line
Crayons 				Base-Ten Blocks  Number Line
★ (Advanced)				Base-Ten Blocks  Number Line